



# PMI HONG KONG CHAPTER

## Zoom Guideline for Online Training / Seminar





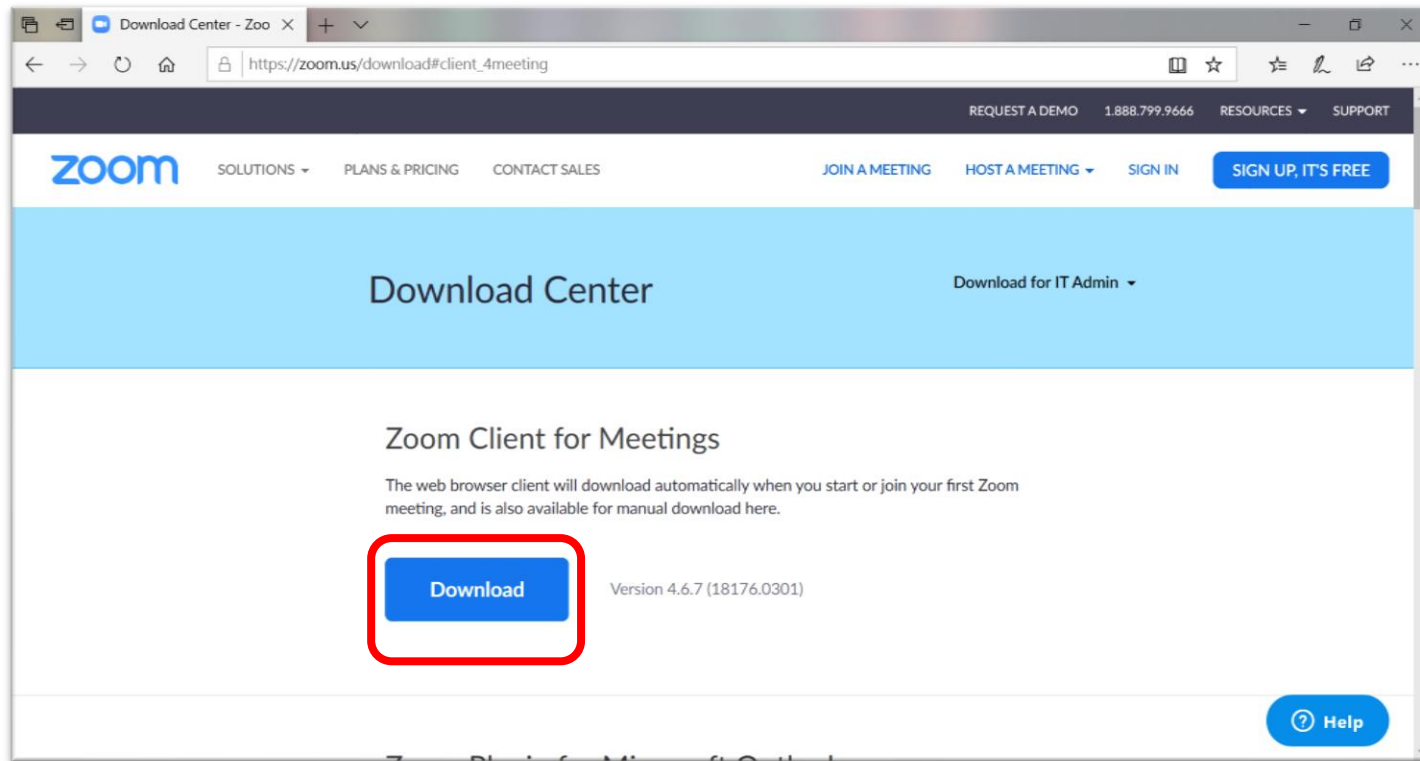
# Index

- [PC](#)
- [iOS](#)
- [Andriod](#)




# Download and Installation – PC

Visit <https://zoom.us/download> and Click **Download**



# Join a meeting – By Meeting Link



1. You should receive the confirmation email which provides you the meeting details, click “**Click Here to Join**” and Zoom will auto open the meeting

Hi [REDACTED], ← Your Name

Thank you for registering for "[REDACTED]". ← Training/Seminar Name

Please submit any questions to: [admin@pmi.org.hk](mailto:admin@pmi.org.hk)

Date Time: [REDACTED] Hong Kong ← Training/Seminar Date & Time

Join from PC, Mac, Linux, iOS or Android: [Click Here to Join](#)

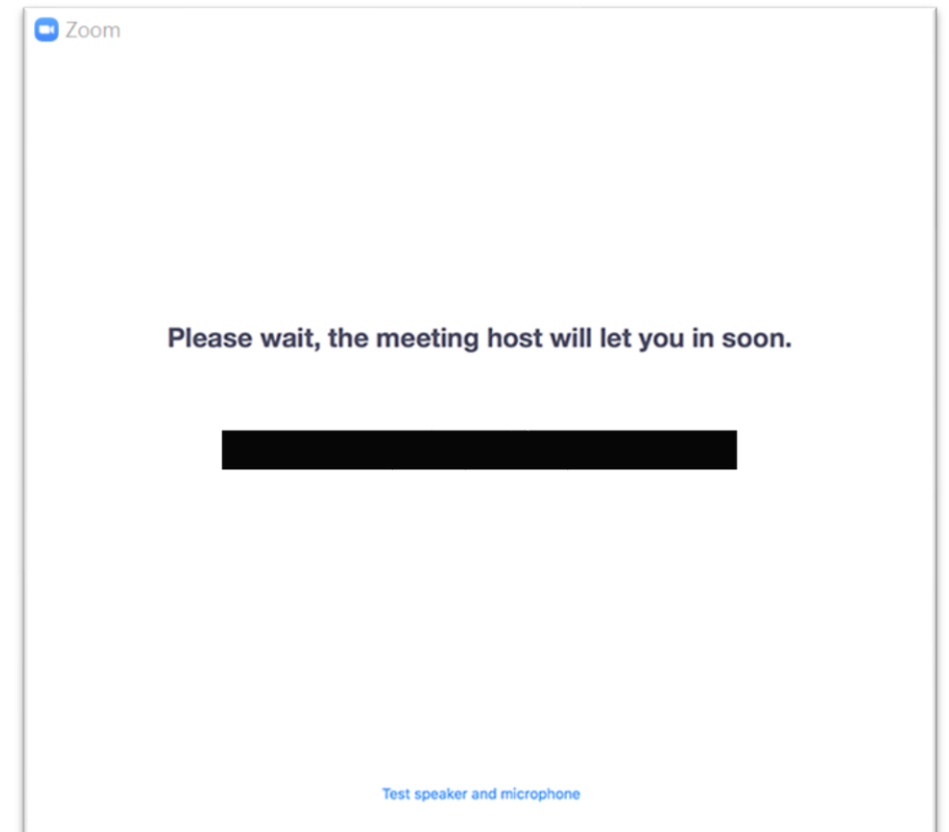
Password: [REDACTED]

Note: This link should not be shared with others; it is unique to you.

[Add to Calendar](#) [Add to Google Calendar](#) [Add to Yahoo Calendar](#)

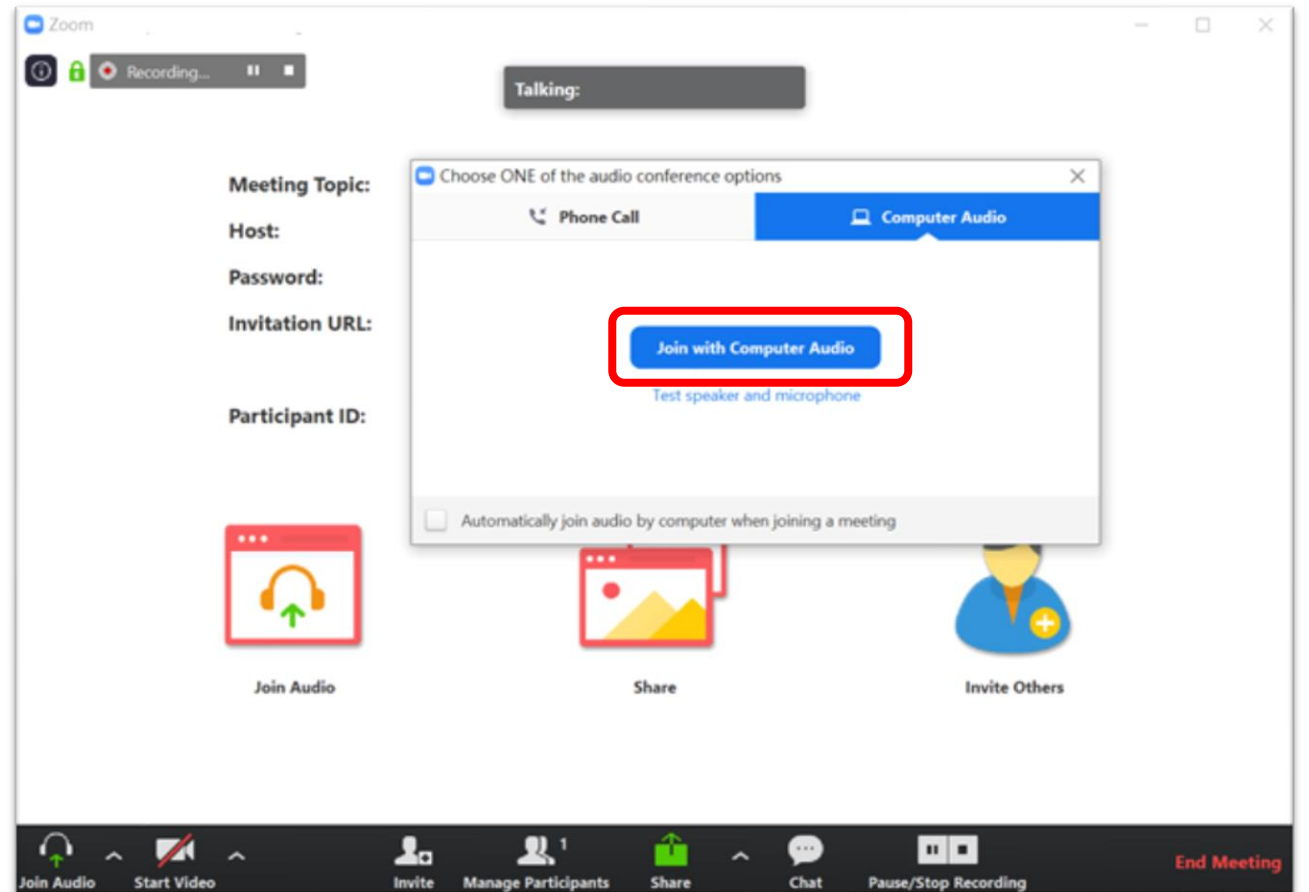
## Join a meeting – PC

2. Then you will be in the waiting room and wait admin to let you in the meeting.




## Join a meeting – PC

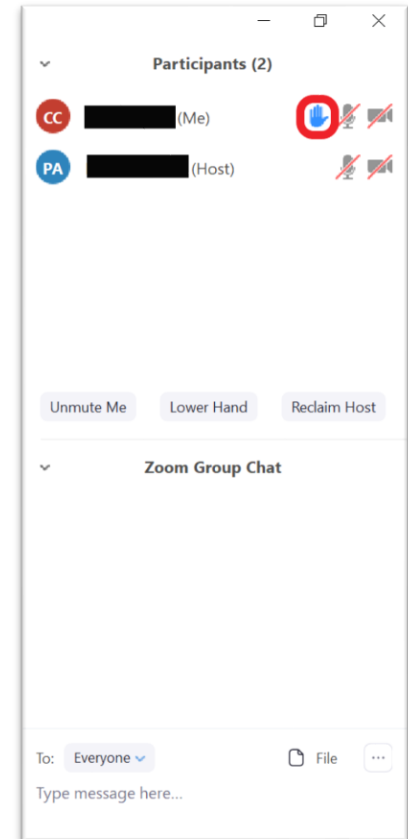
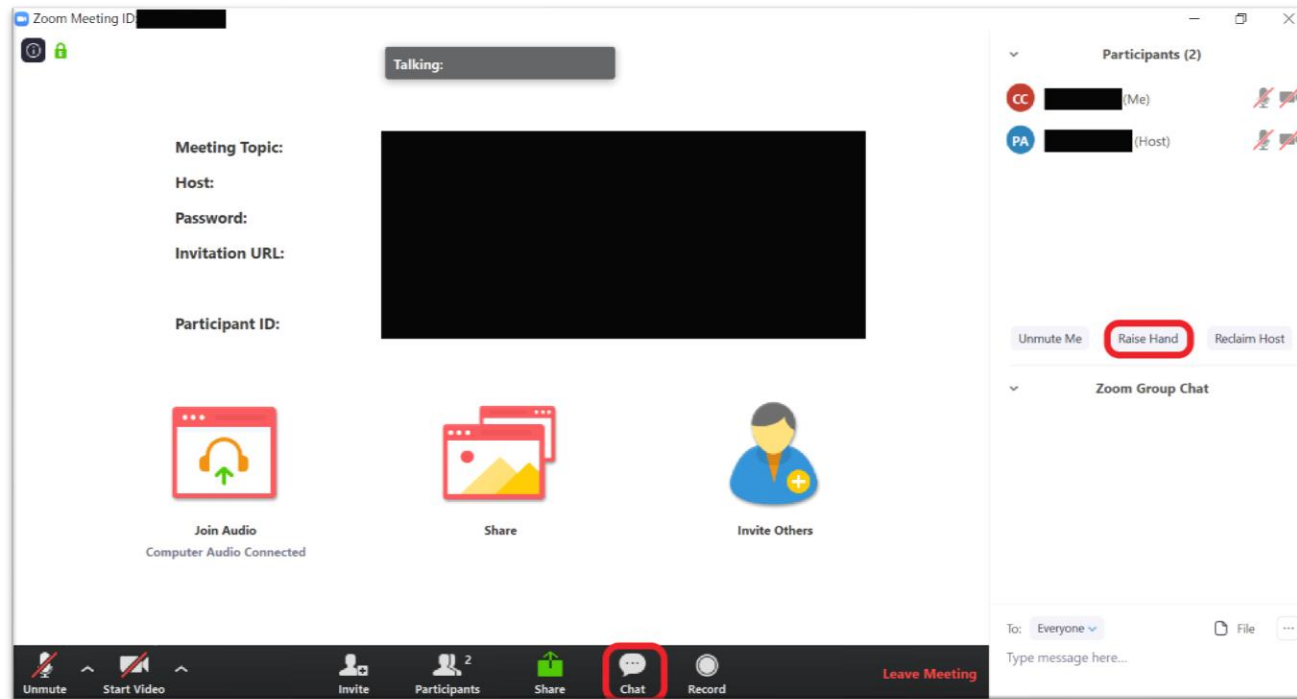
3. Once you're in the meeting room, click **Join with Computer Audio** and you should be able to join the meeting.



# Join a meeting – PC




4. Chat: allows you to type text messages and send to everyone or to a selected person privately. You can “**Raise hand**” to ask/ answer questions.



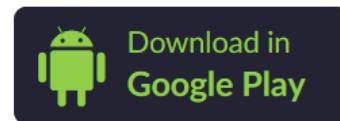
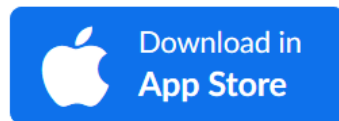
# Download and Installation – iOS

Visit <https://zoom.us/download> and Click Download in App Store



## Zoom Mobile Apps

Start, join and schedule meetings; send group text, images and push-to-talk messages on mobile devices.




**ZOOM Cloud Meetings** 4+  
Meet Happy  
Zoom  
#2 in Business  
★★★★★ 4.8, 53.7K Ratings  
Free

### Screenshots iPhone iPad





# Join a meeting – By Meeting Link



1. You should receive the confirmation email which provides you the meeting details, click “**Click Here to Join**” and Zoom will auto open the meeting

Hi [REDACTED], ← Your Name

Thank you for registering for "[REDACTED]". ← Training/Seminar Name

Please submit any questions to: [admin@pmi.org.hk](mailto:admin@pmi.org.hk)

Date Time: [REDACTED] Hong Kong ← Training/Seminar Date & Time

Join from PC, Mac, Linux, iOS or Android: [Click Here to Join](#)

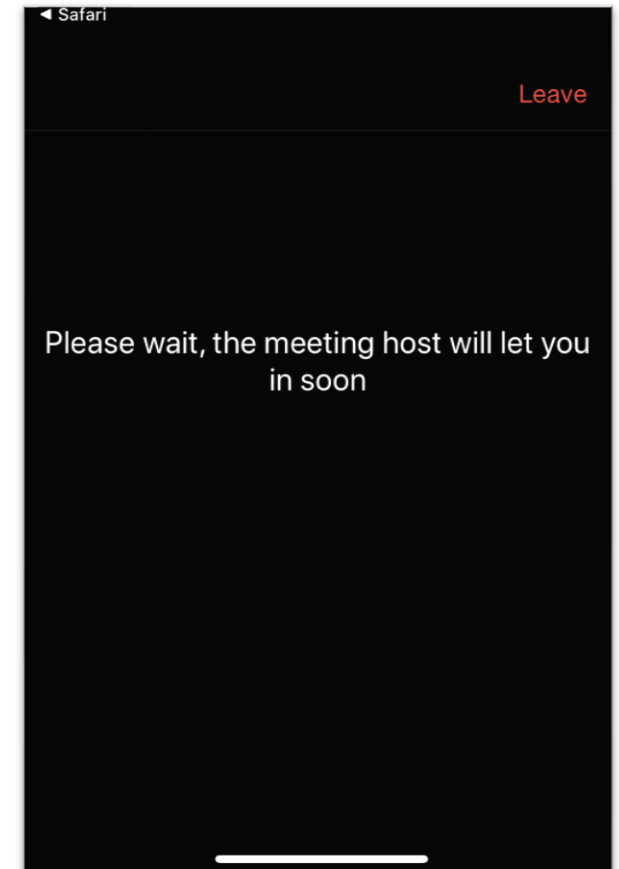
Password: [REDACTED]

Note: This link should not be shared with others; it is unique to you.


[Add to Calendar](#) [Add to Google Calendar](#) [Add to Yahoo Calendar](#)

## Join a meeting – iOS


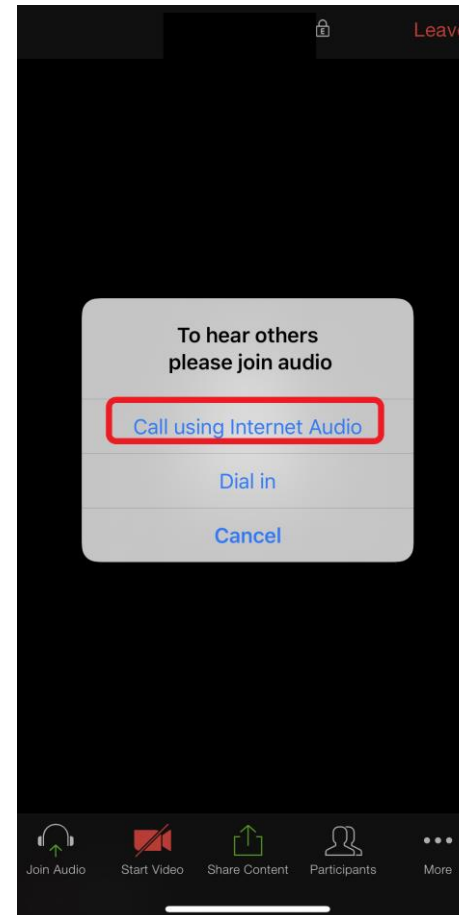
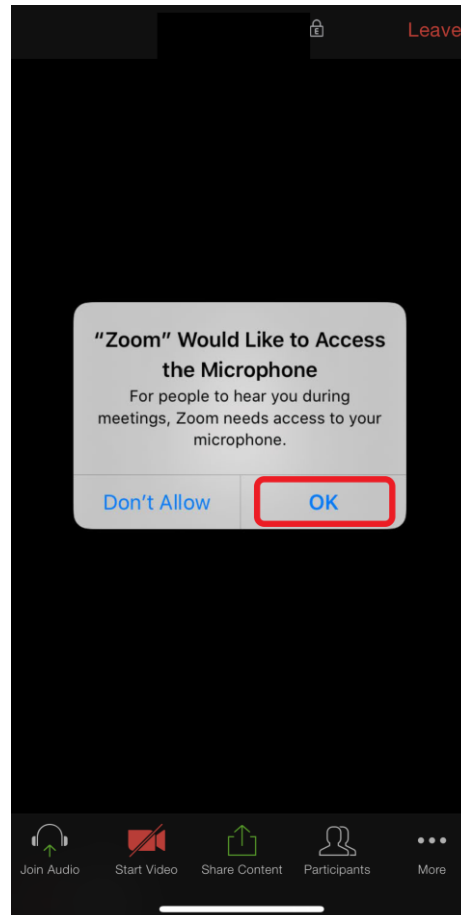
2. Then you will be in the waiting room and wait admin to let you in the meeting.




# Join a meeting – iOS



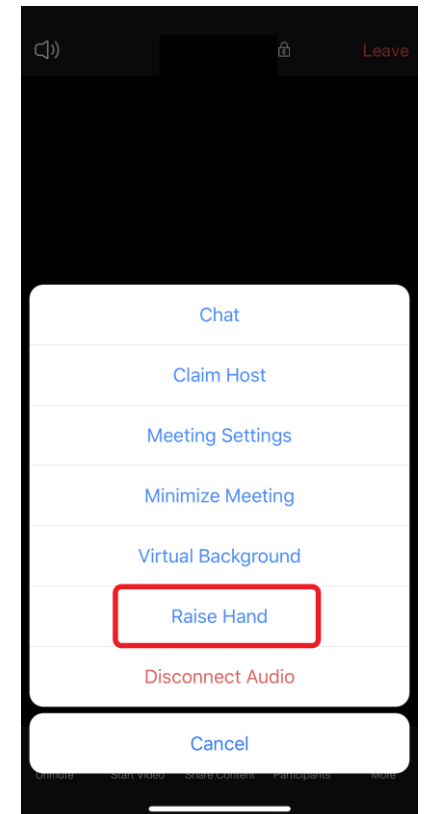

3. Allow permission for the audio. Join audio and check if you are muted/unmuted.



# Join a meeting – iOS




4. Chat: allows you to type text messages and send to everyone or to a selected person privately. You can “**Raise hand**” to ask/ answer questions.



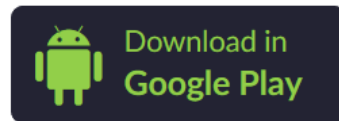
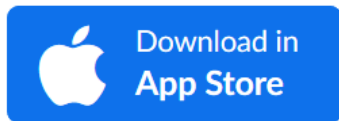
# Download and Installation – Android

Visit <https://zoom.us/download> and Click Download in App Store




## Zoom Mobile Apps

Start, join and schedule meetings; send group text, images and push-to-talk messages on mobile devices.



Zoom, 隨身多人多屏視訊會議, 是一個結合了雲端視訊會議, 線上會議與即時群組訊息等功能, 且易於上手與操作的應用程式。您可隨時隨地在任何Android裝置上, 輕鬆快速地召開或者加入一個100人的線上會議。Zoom會議具有超清晰的視訊面對面通訊, 高品質的螢幕共享與方便的即時訊息功能。

# Join a meeting – By Meeting Link



1. You should receive the confirmation email which provides you the meeting details, click “**Click Here to Join**” and Zoom will auto open the meeting

Hi [REDACTED], ← Your Name

Thank you for registering for "[REDACTED]". ← Training/Seminar Name

Please submit any questions to: [admin@pmi.org.hk](mailto:admin@pmi.org.hk)

Date Time: [REDACTED] Hong Kong ← Training/Seminar Date & Time

Join from PC, Mac, Linux, iOS or Android: [Click Here to Join](#)

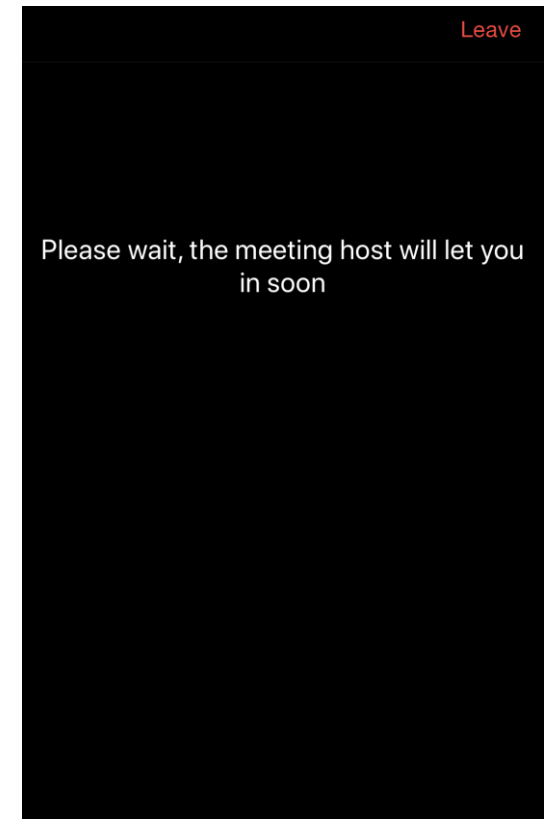

Password: [REDACTED]

Note: This link should not be shared with others; it is unique to you.


[Add to Calendar](#) [Add to Google Calendar](#) [Add to Yahoo Calendar](#)

## Join a meeting – Andriod

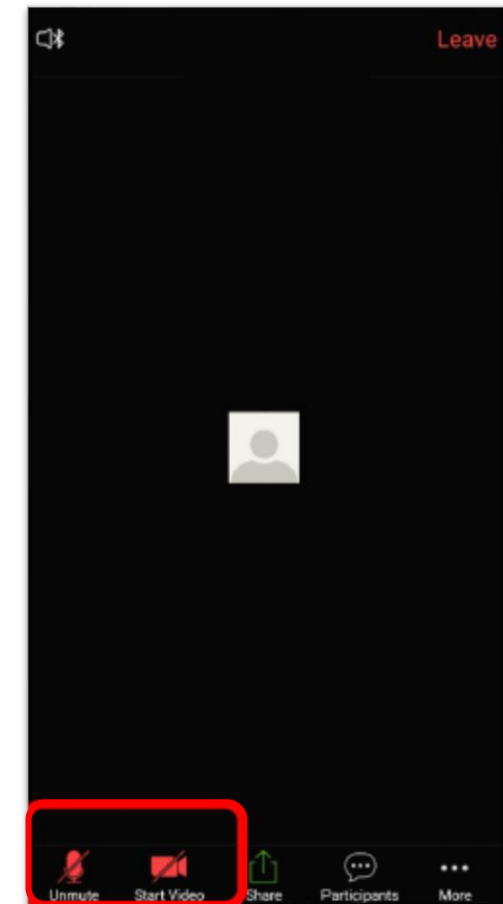

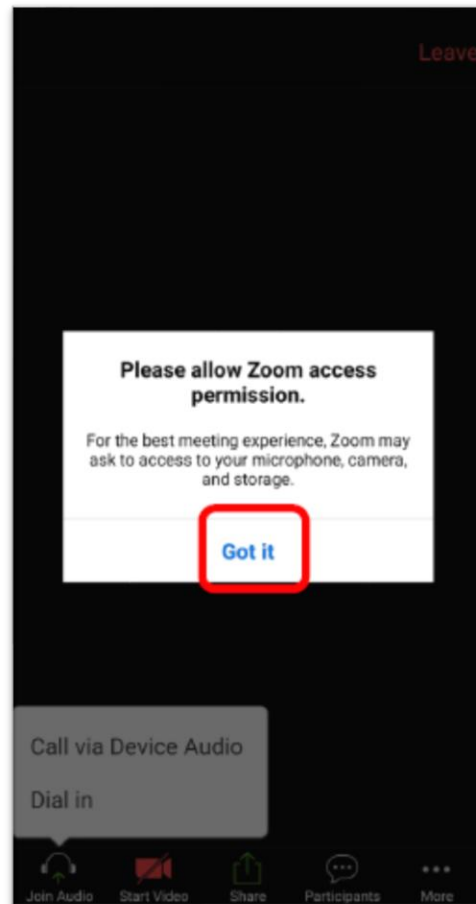
2. Then you will be in the waiting room and wait admin to let you in the meeting.



# Join a meeting – Andriod




3. Allow permission for the audio. Join audio and check if you are muted/unmuted.

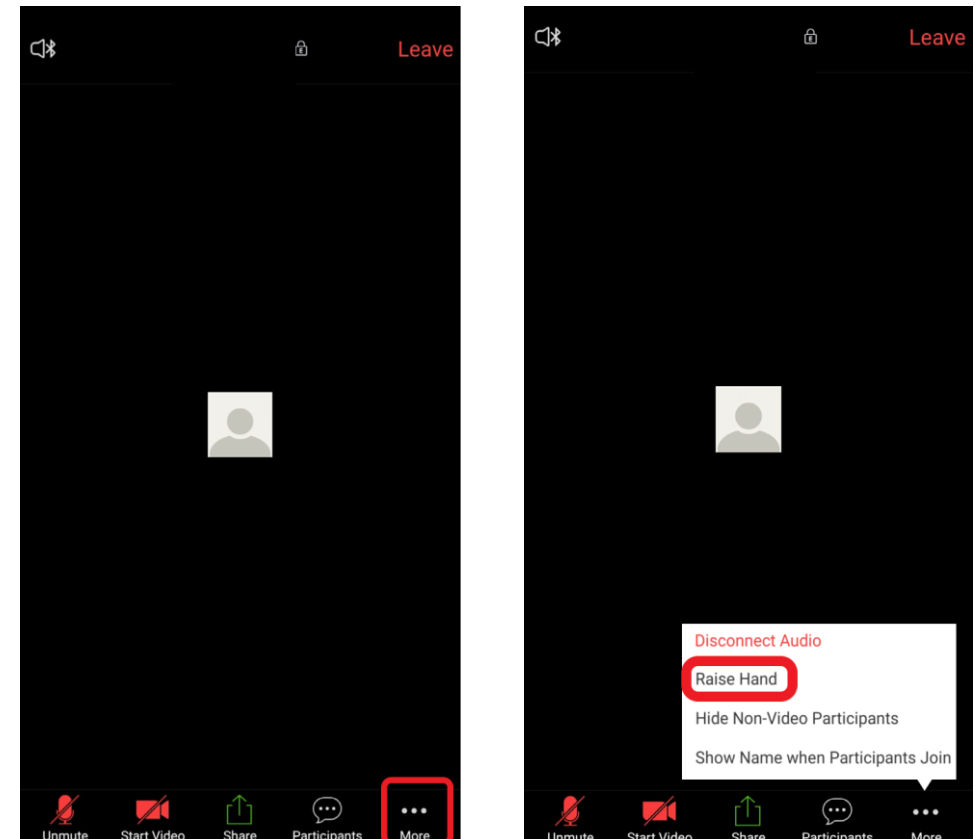




# Join a meeting – Andriod




4. Chat: allows you to type text messages and send to everyone or to a selected person privately. You can “**Raise hand**” to ask/ answer questions.



## Before joining the online training/seminar...

- Make sure that you have a reliable internet access.
- Use a laptop/desktop if possible.
- Find a quiet place where you are less likely to be distracted.
- Please visit ZOOM Help Center: <https://support.zoom.us/hc/en-us>



# Contact Us

PMI Hong Kong Chapter

Address : Room 403, 4/F Park Tower  
15 Austin Rd, Tsim Sha Tsui, Kowloon, HK

Tel : 852 2784 1880

Fax : 852 2784 1616

Email : [admin@pmi.org.hk](mailto:admin@pmi.org.hk)

Website : [www.pmi.org.hk](http://www.pmi.org.hk)

